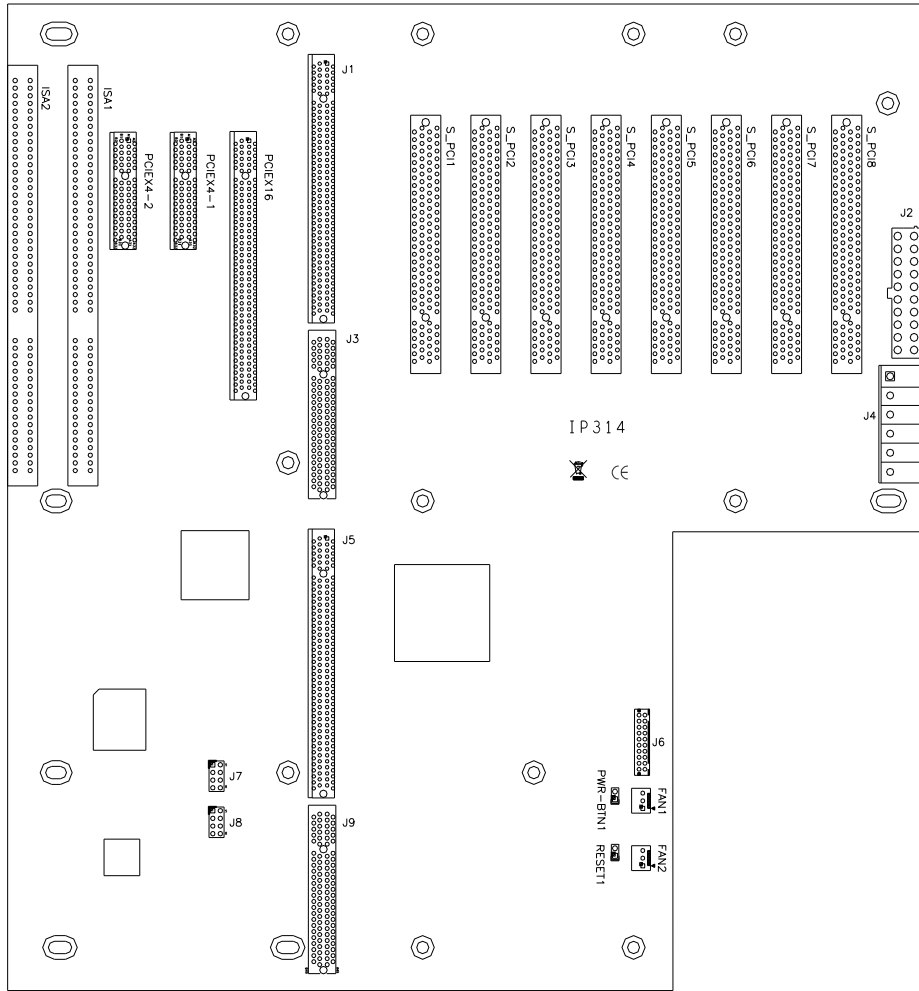


# IP314 USER GUIDE

## Dimensions:



**8 PCI slots : S-PCI1 ~ S\_PCI8** Remarks : 32 bits /5V by bridge.

**2 ISA slots : ISA1~ISA2**

**PCI-Express slots:**

**PCIEX16:** 16-lane PCI Express port(x16 PCI Express port) intended for graphics.

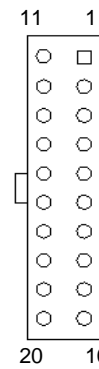
**PCIEX4-1~ PCIEX4-2 :** General x4 PCI Express port supported.

**RESET1:** SHB hardware RESET bottom connector.

**PWR-BTN1:** SHB ATX power ON/OFF connector.

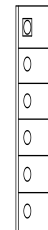
## Connector Pin Assignment :

### J2: ATX Power Supply Connector



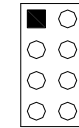
| Signal Name | Pin # | Pin # | Signal Name |
|-------------|-------|-------|-------------|
| 3.3V        | 11    | 1     | 3.3V        |
| -12V        | 12    | 2     | 3.3V        |
| Ground      | 13    | 3     | Ground      |
| PS-ON       | 14    | 4     | +5V         |
| Ground      | 15    | 5     | Ground      |
| Ground      | 16    | 6     | +5V         |
| Ground      | 17    | 7     | Ground      |
| -5V         | 18    | 8     | Power good  |
| +5V         | 19    | 9     | 5VSB        |
| +5V         | 20    | 10    | +12V        |

### J4 : Power Supply Connector



| Pin # | Signal Name |
|-------|-------------|
| 1     | +5V         |
| 2     | -5V         |
| 3     | -12V        |
| 4     | +12V        |
| 5     | +3.3V       |
| 6     | GND         |

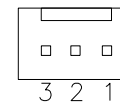
### J7~J8: USB Connectors



| Signal Name | Pin | Pin | Signal Name |
|-------------|-----|-----|-------------|
| Vcc         | 1   | 5   | Ground      |
| D0-         | 2   | 6   | D1+         |
| D0+         | 3   | 7   | D1-         |
| Ground      | 4   | 8   | Vcc         |

Remark: USB are derived from SHB.

### FAN1, FAN2: Fan Power Connectors



| Pin # | Signal Name        |
|-------|--------------------|
| 1     | Ground             |
| 2     | +12V               |
| 3     | Rotation detection |