

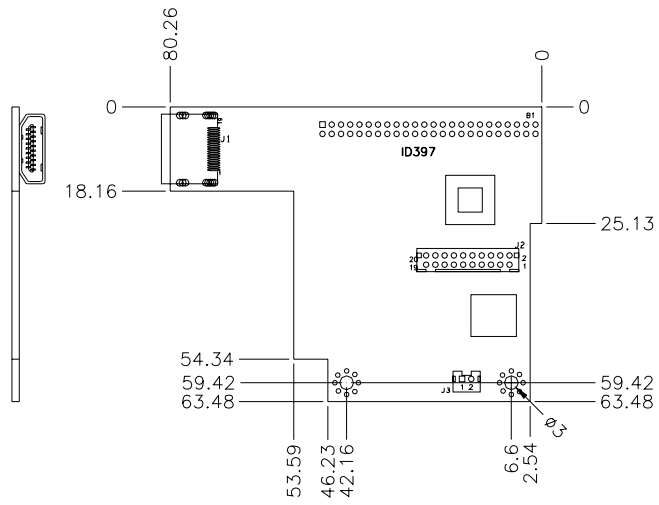
ID397

HDMI Daughter Board
For Mini ITX Motherboards

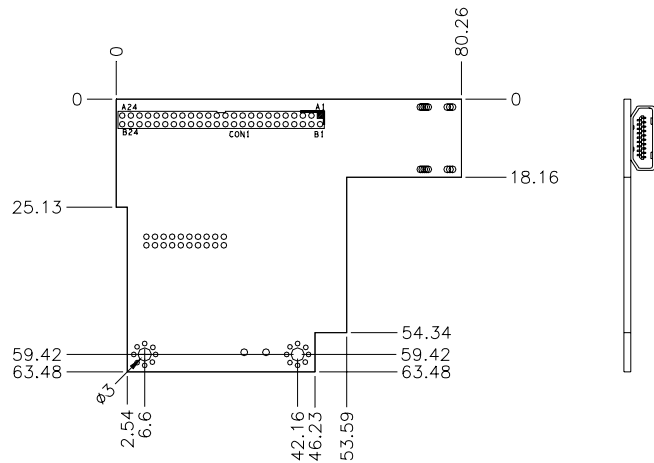
USER'S GUIDE

Version 1.0

ID397: Silicon Image SII1390CTU x1 for HDMI
ID397D: Silicon Image SII1390CTU x1 for HDMI +
 Chronitel CH7307C x1 for DVI



Top View

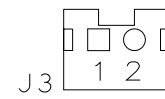


Bottom View

J2: DVI Connector

Signal Name	Pin #	Pin #	Signal Name
TDC1-	2	1	TDC1+
Ground	4	3	Ground
TLC-	6	5	TLC+
+5V	8	7	Ground
NC	10	9	HPDET
TDC2-	12	11	TDC2+
Ground	14	13	Ground
TDC0-	16	15	TDC0+
NC	18	17	NC
DDC_SC	20	19	DDC_SD

J3: SPDIS Connector



Pin #	Signal Name
1	NC
2	SPDIF Signal

BIOS Setting and Drivers Installation:

When using ID397 with the MB899EH or MI910EH motherboard, the BIOS parameters has the following options:

1.1. SDVO Device Setting: DVI or Dual DVI

*When using ID397D DVI, select DVI; when using HDMI, select Dual DVI

1.2. Boot Display: DVI or CRT+DVI

2. The type of graphics drivers to be installed depends on the graphics hardware used.

3. After the installation of the graphics driver, the following display settings will be available: