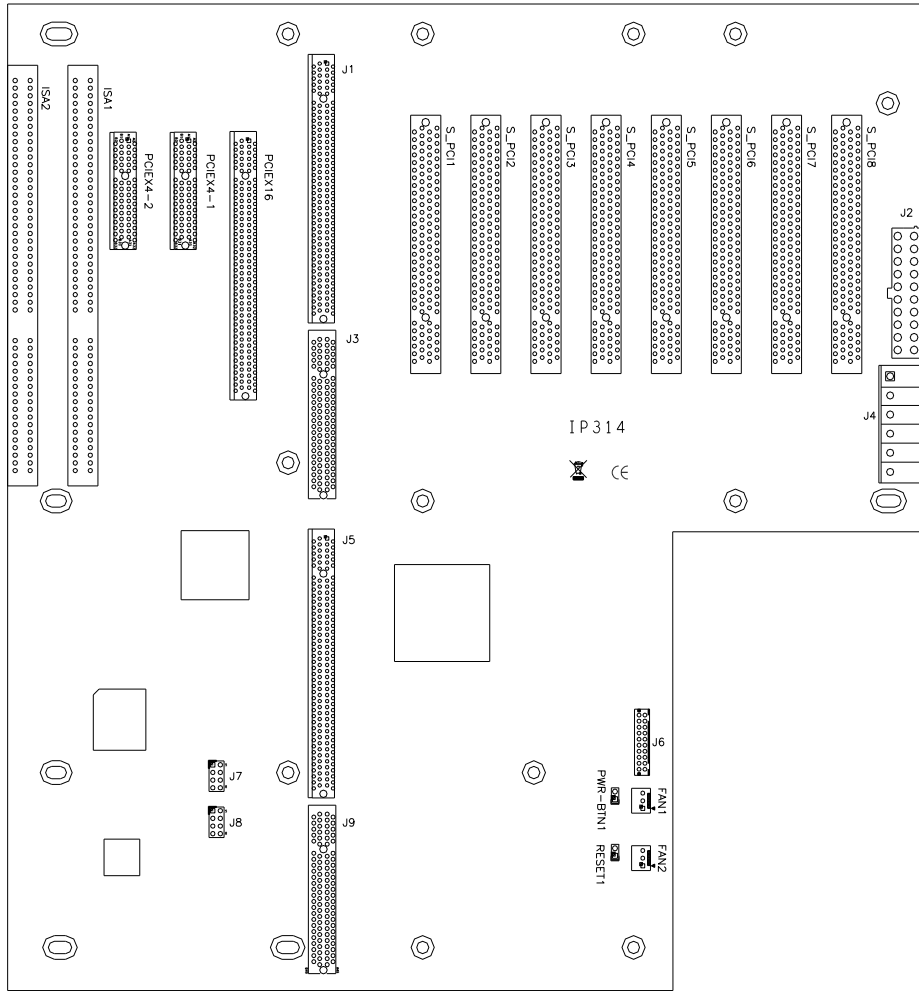


# IP314 USER GUIDE

## Dimensions:



**8 PCI slots : S-PCI1 ~ S\_PCI8** Remarks : 32 bits /5V by bridge.

**2 ISA slots : ISA1~ISA2**

### PCI-Express slots:

**PCIEX16:** 16-lane PCI Express port(x16 PCI Express port) intended for graphics.

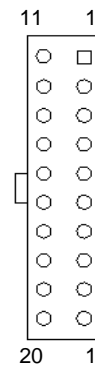
**PCIEX4-1~ PCIEX4-2 :** General x4 PCI Express port supported.

**RESET1:** SHB hardware RESET bottom connector.

**PWR-BTN1:** SHB ATX power ON/OFF connector.

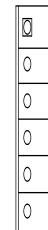
## Connector Pin Assignment :

### J2: ATX Power Supply Connector



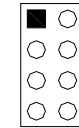
Signal Name	Pin #	Pin #	Signal Name
3.3V	11	1	3.3V
-12V	12	2	3.3V
Ground	13	3	Ground
PS-ON	14	4	+5V
Ground	15	5	Ground
Ground	16	6	+5V
Ground	17	7	Ground
-5V	18	8	Power good
+5V	19	9	5VSB
+5V	20	10	+12V

### J4 : Power Supply Connector



Pin #	Signal Name
1	+5V
2	-5V
3	-12V
4	+12V
5	+3.3V
6	GND

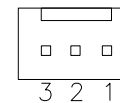
### J7~J8: USB Connectors



Signal Name	Pin	Pin	Signal Name
Vcc	1	5	Ground
D0-	2	6	D1+
D0+	3	7	D1-
Ground	4	8	Vcc

Remark: USB are derived from SHB.

### FAN1, FAN2: Fan Power Connectors



Pin #	Signal Name
1	Ground
2	+12V
3	Rotation detection