


ETX Baseboard & Backplane



IP160


5.25" Disk-Size ETX Baseboard

Features

- 3 Realtek 8100BL 10/100 BaseT Ethernet
- 4th RJ-45 supports Ethernet from ETX module
- MicroPCI socket for optional VGA card
- Serial port, VGA CRT connector
- 2 x IDE, PS/2 Keyboard/mouse, USB connector
- 203mm x 146mm

Ordering Information:

- IP160: 5.25" Disk-Size ETX Baseboard with 3 RTL8100BL Ethernet, adaptor, power cord



IP100


5.25" Disk-Size ETX Baseboard

Features

- 1 or 2 Intel® 82559 10/100 BaseT Ethernet
- VGA CRT/LVDS connectors, 4 x serial ports
- DiskOnChip®, Digital I/O, IrDA
- 4 x USB, PS/2 Keyboard/mouse, PCI slot
- FDD/IDE/LPT, PC/104 interface
- 203mm x 146mm

Ordering Information:

- IP100: 5.25" Disk-Size ETX Baseboard w/ 2 Ethernet
- IP100L: 5.25" Disk-Size ETX Baseboard w/ 1 Ethernet
- IP100P: 5.25" Disk-Size ETX Baseboard w/o Ethernet
- IB10: Cable kit for IP100
- IBD: RJ-45 cable w/ bracket
- IBLD: Dual RJ-45 cable w/ bracket



IP100P-R

5.25" Disk-Size ETX Baseboard

Features

- VGA CRT/LVDS connectors, 4 x serial ports
- DiskOnChip®, Digital I/O, IrDA
- 4 x USB, PS/2 Keyboard/mouse, PCI slot
- FDD/IDE/LPT, PC/104 interface
- 203mm x 146mm

Ordering Information:

- IP100P-R: 5.25" Disk-Size ETX Baseboard w/o Ethernet
- IB10: Cable kit for IP100
- IBD: RJ-45 cable w/ bracket
- IBLD: Dual RJ-45 cable w/ bracket